

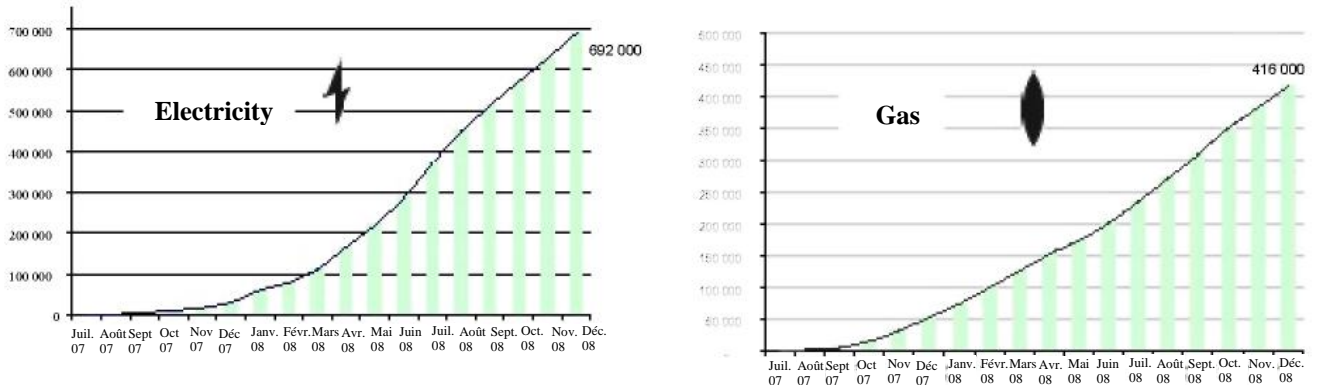


Paris, 2 March 2009

## Electricity and gas markets observatory Figures as on 31 December 2008

On the household retail market, sustained progress has been made in opening the market up to competition: the number of household customers that have switched to alternative suppliers rose 34% in the electricity market and 34% in the gas market compared with the previous quarter. On 31 December 2008, 692,000 sites out of a total of 29.7 million were customers of an alternative electricity supplier, compared with 515,000 on 30 September 2008. For gas, 416,000 sites out of a total of 11 million were customers of an alternative supplier compared with 310,000 on 30 September 2008.

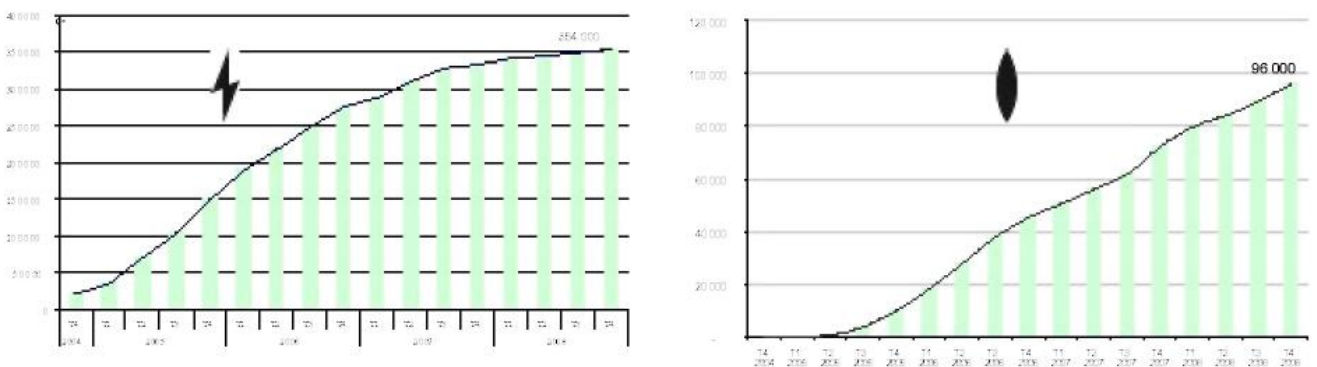
Number of household customers using an alternative supplier



Source: System operators, Analysis: CRE. Month-end data

On the retail market for non-household customers, demand for contracts on the open market stabilised for electricity and continued to increase for gas. The number of non-household customers that have switched to alternative suppliers rose 1% in the electricity market and 7% in the gas market compared with the previous quarter. On 31 December 2008, over four years since the market opened fully for non-household customers, 354,000 sites were customers of an alternative electricity supplier, compared with 348,000 on 30 September 2008. On the gas market, 96,000 sites were customers of an alternative supplier compared with 90,000 on 30 September 2008.

Number of non-household customers using an alternative supplier

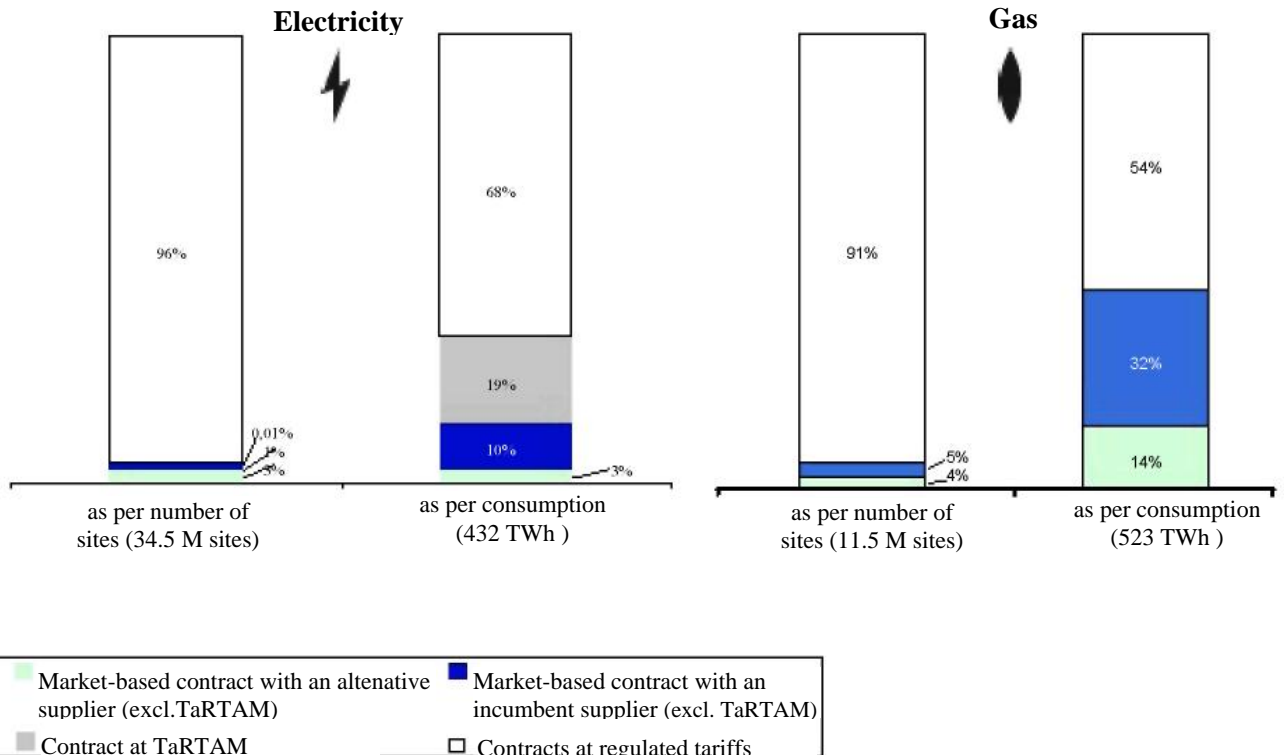


Source: Source: System operators, Analysis: CRE. Month-end data

On 31 December 2008, 7% of non-household electricity customers (accounting for 12% of consumption) and 14% of non-household gas customers (accounting for 18% of consumption) had contracts with an alternative supplier, with the rest of the market divided among the incumbent suppliers.

**The electricity and gas markets remain dominated by the regulated retail tariffs:** On 31 December 2008, 96% of sites, all categories combined, (accounting for 87% of consumption) had contracts based on regulated tariffs for electricity (including TaRTAM) and 91% for gas (accounting for 54% of consumption).

### Breakdown of sites by type of contract on 31 December 2008



During the fourth quarter of 2008, 28% of household and non-household customers who moved opted for a contract with an alternative supplier for gas and 6% opted for an alternative supplier for electricity.

Press contact: Anne Monteil - Tel.: +33 (0)1.44.50.41.77