

Paris, 1 December 2009

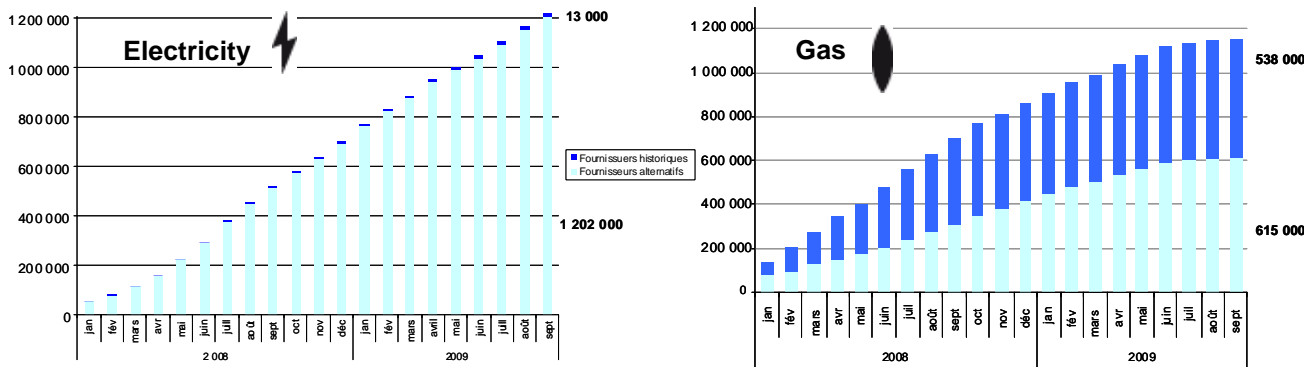
Opening of the electricity and gas markets Figures as on 30 September 2009

On the residential retail market, the opening of the electricity market has continued at a steady pace with 168,000 additional customers entering into market-price contracts at the end of the third quarter (+163,000 compared to the second quarter). The opening of the gas market has considerably slowed with only 35,000 additional customers with market-price contracts (+126 000 compared to the second quarter).

As at 30 September 2009, 1,215,000 sites, out of a total 29.8 million, have electricity contracts based on market prices, 1,202,000 of which are with an alternative supplier (99%, stable).

On the gas market, 1,153,000 sites, out of a total 10.7 million, have gas contracts based on market prices, 615,000 of which are with an alternative supplier (53%, a 1-point increase).

Number of residential customers with market-price contracts

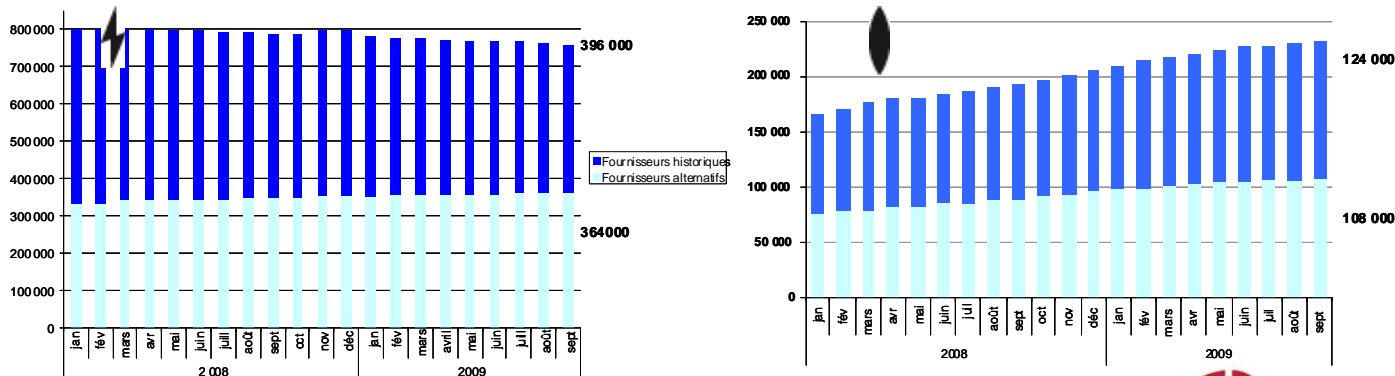


On the non-residential retail market, the number of customers with market-price electricity contracts has dropped by 1% compared to the previous quarter and the opening of the gas market has slightly gained pace with 6,000 additional customers with market-price contracts at the end of the third quarter (+8,000 compared to the second quarter).

As at 30 September 2009, 760,000 sites, out of a total 4.8 million, have electricity contracts based on market prices (3,700 of which under the transitory regulated tariff for market adjustment (TaRTAM)), 364,000 of which are with an alternative supplier (48%, stable).

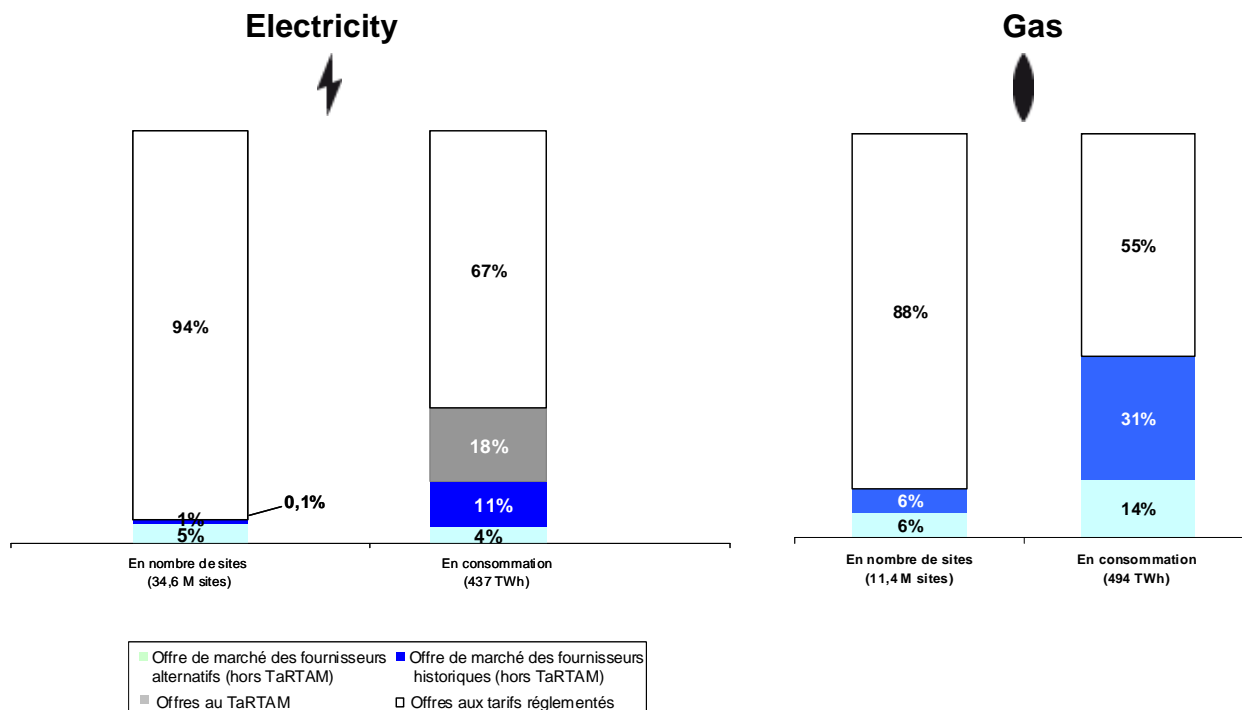
On the gas market, 232,000 sites, out of a total 680,000 sites, have market-price contracts, 108,000 of which are with an alternative supplier (46%, stable).

Number of non-residential customers with market-price contracts



The electricity and gas markets continue to be dominated by regulated tariffs: as at 30 September 2009, 94% of sites, all categories combined, (representing 85% of consumption) had electricity contracts based on regulated tariffs and 88% of sites had regulated tariff gas contracts (representing 55% of consumption).

Breakdown of sites per type of contract as at 30 September 2009



Source: network operators, suppliers - Analysis: CRE – End-of-month data

Over the third quarter of 2009, 16% of residential and non-residential consumers opted for an alternative gas supplier and 8% opted for an alternative electricity supplier when connecting their supply after moving house or premises.

Press contact: Anne MONTEIL
Tel.: +33 (0)1.44.50.41.77